



Lesson 39 Characters 115-117 习 冰 次

Review Sheet

Note 1: Read the following material as review for this lesson.

Note 2: Traditional characters are shown in parentheses.

Note 3: Characters that are also components are listed both in the "Basic Components Review" section and again in the "Characters Review" section.

Characters Review

Character	Pinyin	Meaning	Words / Phrases that Contain this Character		
			Character	Pinyin	Meaning
习 (習)	xí	to practice/ custom	学习 (學習)	xué xí	to study
			习惯 (習慣)	xí guàn	custom/ be used to
			习近平 (習近平)	xí jìn píng	Xi Jinping
冰	bīng	ice	冰水	bīng shuǐ	iced water
次	cì	time (measure word)	下次	xià cì	next time
			上次	shàng cì	last time
			第一次	dì yí cì	the first time
			下次见! (下次見)	xià cì jiàn	See you next time!



Font Comparison

Here is how the characters look in various commonly used fonts. You will notice some subtle differences. Your computer will probably already contain some of these fonts, so try them out for yourself as you type!

Note: "ti" as in "Kai ti" means "style" or "font." Among these fonts, "Song" is the most commonly used printing font. Almost all Chinese books printed in Mainland China use "Song ti."

Kai ti	Song ti	Hei ti	Handwriting
习	习	习	习
冰	冰	冰	冰
次	次	次	次

Worksheet

Note: Please feel free to print the next few pages if you want (especially if you're doing the handwriting practice). Otherwise, answer the questions directly in this PDF.

Reading Comprehension

Without looking at the material above, please translate the following phrases and sentences into English. You can type directly onto the PDF file below the Chinese. (You will find the answer key below the "real life reading practice" section.)

1. 你 xué 习 中文 几年 了?

2. 你 ài hē 冰 水 还 shì 白 开 水?

3. 北 jīng 我 一 次 dōu 没 去 guò。



Handwriting Practice (optional)

After you print this page, please follow these steps to learn to handwrite the characters from this lesson.

1. Trace the character in the first box following the stroke order demonstrated in the box to the right.
2. Repeat the step for the rest of the boxes, tracing over the grey lines when provided.


习	丁 习 习	习	习	习					
习	习	习							
冰	丶 冫 冫 冫 冰 冰	冰	冰	冰					
冰	冰	冰							
次	丶 亠 亠 亠 次 次	次	次	次					
次	次	次							



Real life reading practice

1. Look at the picture and circle or write down the character(s) you recognize. You should be able to type the characters you recognize directly onto the pdf file below the image if you prefer not to print.
2. Write down the character's pinyin above it.
3. Check your answer against the Answer Key on the next page.

Picture 1:

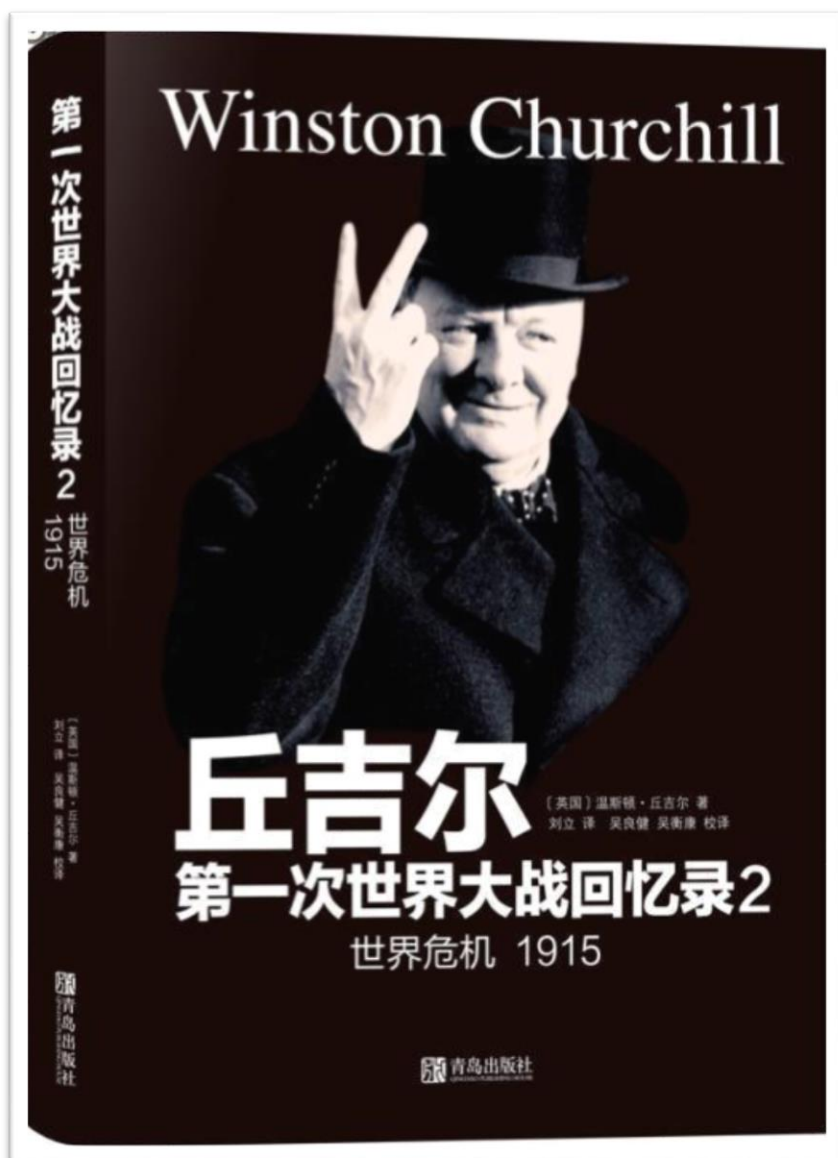


Picture 2:





Picture 3:



When You've Finished Reviewing...

Please go back to the webpage for this lesson to DOWNLOAD and take the self-quiz so you can make sure you've really mastered the material from this lesson!



Answer Key for Reading Comprehension

1. 你 xué 习中文几年了?

How many years have you been studying Chinese now?

(Lit. "You study Chinese how many years (le)?"

2. 你 ài hē 冰水还 shì 白开水?

Do you like drinking cold/iced water or hot/boiled water?

(Lit. "You like drink ice water or plain boiled water?"

3. 北 jīng 我一次 dōu 没去 guò。

I haven't been to Beijing even one time./I've never been to Beijing even once.

(Lit. "Beijing I one time even not been before.")

Answer Key for Real Life Reading Practice

The **RED** character(s) are the ones you should recognize.

Picture 1



hǎo xí guàn chéng jiù **hǎo rén shēng**

好 习 惯 成 就 好 人 生

Good habits achieve a good life

(A Chinese parenting guidebook on how to foster good habits of young children.)



Picture 2




bīng xuě qí yuán

冰雪奇缘

“Ice and snow strange fate”

(“bīng xuě qí yuán” is the literal translation of the Chinese title of the 2013 Disney movie “Frozen.” It’s popular among kids in China and there is a lot of related merchandise for sale.)

Picture 3



qiū jí ěr dì yí cì shì jiè dà zhàn huí yì lù shì jiè wēi jī
丘吉尔第一次世界 大 战 回 忆 录 世 界 危 机 1915

Churchill World War I Memoirs, World Crisis 1915

(The English title of this book written about WWI by Winston Churchill is “The World Crisis.”)